

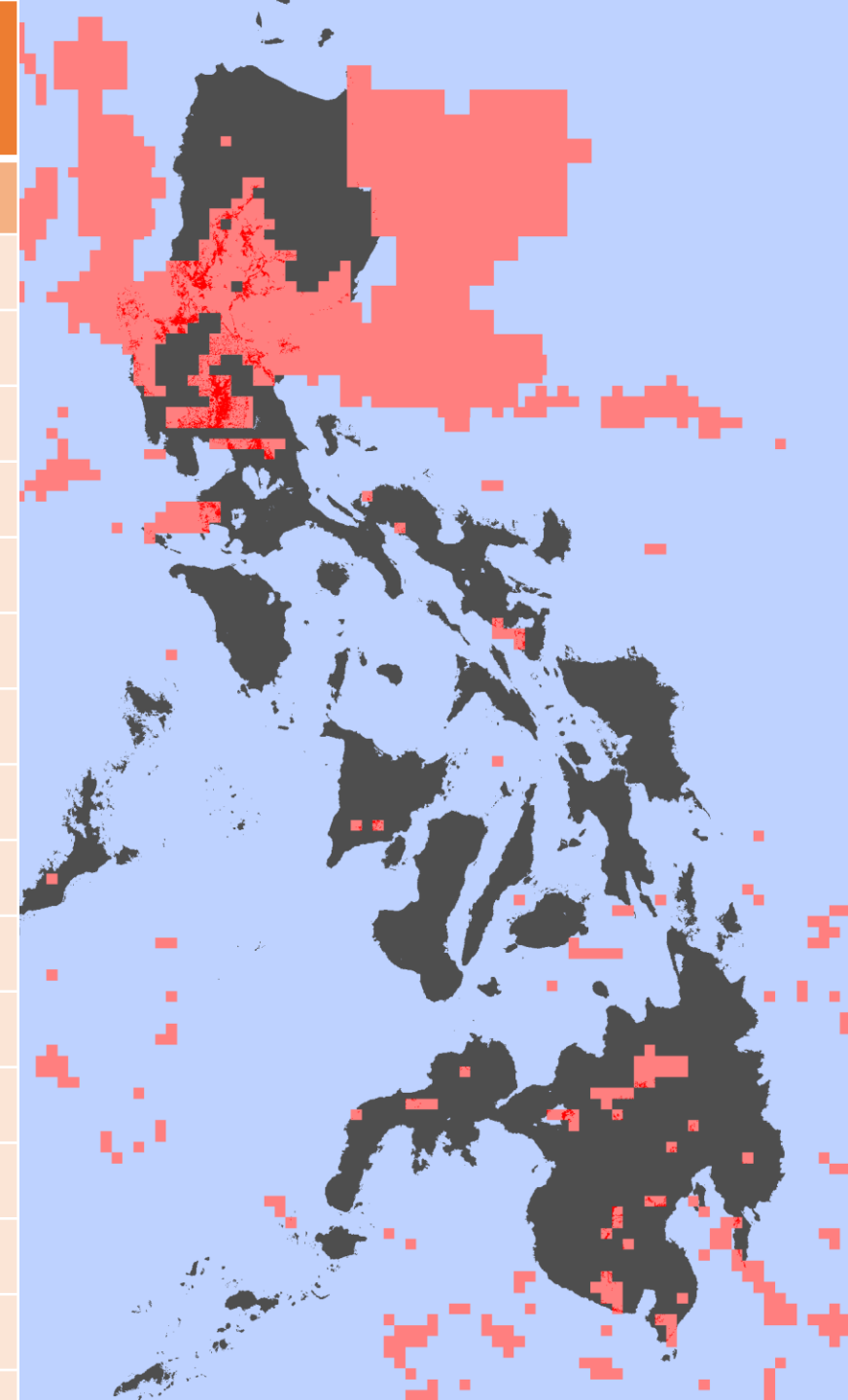
Preparedness for Response **TROPICAL STORM “JOLINA”**

AS OF 26 AUGUST 2017, 9AM

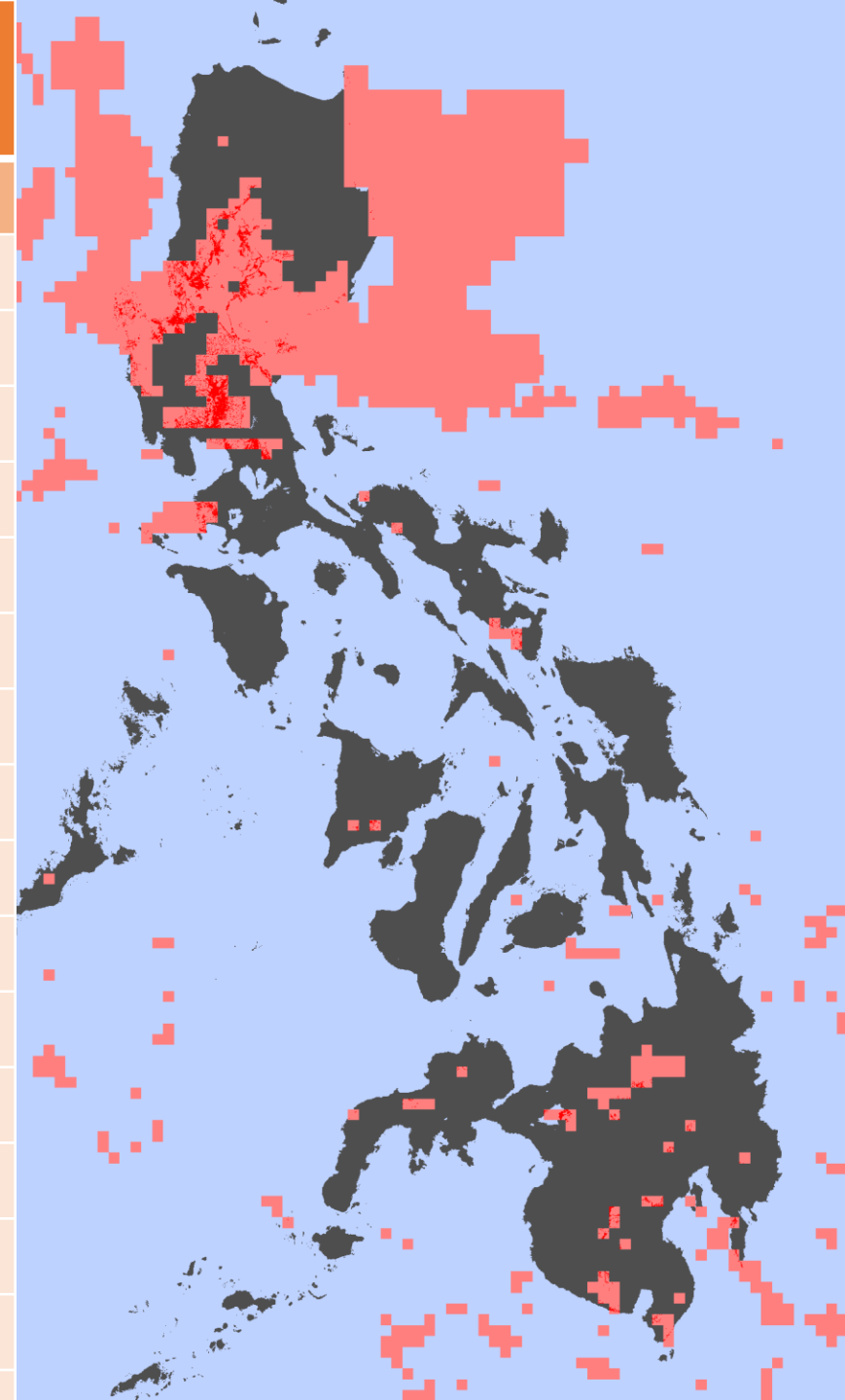
PREDICTIVE ANALYTICS

Based on the PAGASA WRF and GSM initiated on 26 August 2017, UTC 0500H

| REGION | EXPOSED POPULATION (PSA, 2015) | REQUIRED FFPs | COST OF FFPs |
|--------------------|--------------------------------|----------------|-----------------------|
| GRAND TOTAL | 4,233,104 | 845,246 | 304,288,560.00 |
| ARMM | 158,491 | 31,659 | 11,397,240.00 |
| CAR | 747,089 | 149,399 | 53,783,640.00 |
| NCR | 361,588 | 72,265 | 26,015,400.00 |
| REGION I | 898,916 | 179,616 | 64,661,760.00 |
| REGION II | 172,221 | 34,370 | 12,373,200.00 |
| REGION III | 1,313,018 | 261,716 | 94,217,760.00 |
| CALABARZON | 330,322 | 65,996 | 23,758,560.00 |
| MIMAROPA | 12,288 | 2,451 | 882,360.00 |
| REGION IX | 12,528 | 2,501 | 900,360.00 |
| REGION V | 92,115 | 18,409 | 6,627,240.00 |
| REGION VI | 30,024 | 5,999 | 2,159,640.00 |
| REGION VII | 402 | 81 | 29,160.00 |
| REGION VIII | 432 | 85 | 30,600.00 |
| REGION X | 6,237 | 1,233 | 443,880.00 |
| REGION XI | 12,193 | 2,407 | 866,520.00 |
| REGION XII | | | |



| REGION | EXPOSED POOR FAM (DSWD, 2016) | REQUIRED FFPs | COST OF FFPs |
|--------------------|----------------------------------|----------------|-------------------|
| GRAND TOTAL | 105,908 | 105,908 | 38,126,880 |
| ARMM | 20,769 | 20,769 | 7,476,840 |
| CAR | 16,890 | 16,890 | 6,080,400 |
| NCR | 578 | 578 | 208,080 |
| REGION I | 20,828 | 20,828 | 7,498,080 |
| REGION II | 9,020 | 9,020 | 3,247,200 |
| REGION III | 15,840 | 15,840 | 5,702,400 |
| CALABARZON | 1,710 | 1,710 | 615,600 |
| MIMAROPA | 645 | 645 | 232,200 |
| REGION IX | 1,822 | 1,822 | 655,920 |
| REGION V | 6,639 | 6,639 | 2,390,040 |
| REGION VI | 1,366 | 1,366 | 491,760 |
| REGION VII | 1 | 1 | 360 |
| REGION VIII | 4 | 4 | 1,440 |
| REGION X | 516 | 516 | 185,760 |
| REGION XI | 1,299 | 1,299 | 467,640 |
| REGION XII | | | |



STANDBY CAPACITIES

STANDBY FUNDS & STOCKPILES

AS OF 26 AUGUST 2017, 8AM

* INCLUDING 223,207 FAMILY FOOD PACKS (FFPs)

** BALANCE OF QUICK RESPONSE FUND (QRF) AS OF 26 AUGUST 2017

| FIELD OFFICE | STANDBY FUNDS | STOCKPILE OF RELIEF ITEMS * | GRAND TOTAL |
|-----------------|-----------------------|-----------------------------|-------------------------|
| | 809,492,175.36 | 258,132,601.16 | 1,164,056,404.10 |
| CENTRAL OFFICE* | 788,045,592.47 | - | 884,477,549.05 |
| NROC | - | 101,177,104.63 | 101,177,104.63 |
| NCR | 3,021,659.00 | 7,323,241.93 | 10,344,900.93 |
| CAR | 3,249,542.66 | 14,732,254.64 | 17,981,797.30 |
| I | 2,316,400.00 | 17,280,555.92 | 19,596,955.92 |
| II | 3,000,000.00 | 12,574,388.42 | 15,574,388.42 |
| III | 3,000,000.90 | 13,906,163.37 | 16,906,164.27 |
| CALABARZON | 584,450.79 | 20,940,803.51 | 21,525,254.30 |
| MIMAROPA | 3,000,000.54 | 14,589,127.36 | 17,589,127.90 |
| V | 3,274,200.00 | 55,608,961.38 | 58,883,161.38 |

PREPOSITIONED FFPs

AS OF 26 AUGUST 2017, 8AM

| REGION | LOCATION | NUMBER OF FFPs |
|-------------|--|----------------|
| NRDC | | 48,860 |
| | Chapel Road, Pasay City | 48,860 |
| NCR | | 9,735 |
| | DSWD NCR 389 San Rafael St. Legarda, Sampaloc Manila | 9,735 |
| CAR | | 10,106 |
| | SN Oriental Compound Palmaville Puguis La Trinidad | 8,234 |
| | Luna, Apayao | 750 |
| | Province of Abra | 1,122 |

PREPOSITIONED FFPs

AS OF 26 AUGUST 2017, 8AM

| REGION | LOCATION | NUMBER OF FFPs |
|--------|--|----------------|
| I | | 30,596 |
| | Solsona Warehouse, Ilocos Norte | 600 |
| | Burgos Warehouse, Municipal Building, Perucho Street, Barangay Poblacion, Burgos, Ilocos Norte | 1,000 |
| | Santa Warehouse, Ilocos Sur | 765 |
| | Caoyan Warehouse, Brgy. Don Lorenzo, Ilocos Sur | 478 |
| | Cervantes-Mankayan Road, Barangay Rosario, Cervantes, Ilocos Sur | 1,000 |
| | Brgy. Concordia, Bolinao, Pangasinan | 3,000 |
| | Alaminos Warehouse, Brgy. Tangcarang, Alaminos City, Pangasinan | 5,400 |
| | Urbiztondo, Pangasinan | 2,840 |
| | Manaoag Warehouse, Pangasinan | 858 |
| | Sta. Barbara, Brgy. Maningding, Sta. Barbara, Pangasinan | 5,963 |
| | Rosales Warehouse, Robert B. Estrella, Sr. Memorial Stadium, Umingan-Rosales Road, Rosales, Pangasinan | 974 |
| | Vigan City Satellite Warehouse | 706 |
| | San Nicolas, Ilocos Norte | 1,800 |
| | Regional Warehouse, Brgy. Urayong, Bauang, La Union | 5,212 |

PREPOSITIONED FFPs

AS OF 26 AUGUST 2017, 8AM

| REGION | LOCATION | NUMBER OF FFPs |
|-------------------|--|----------------|
| II | | 15,464 |
| | Regional Government Center, Carig, Tuguegarao City | 15,464 |
| III | | 15,189 |
| | Reg Warehouse, JASA, Dolores, City of San Fernando, Pampanga | 11,431 |
| | MSWDO Office, Dingalan, Aurora | 350 |
| | Regional Home for Girls, Palayan City, Nueva Ecija | 115 |
| | Hermosa & Balanga City, Bataan | 479 |
| | DPEO, Malolos City, Bulacan | 576 |
| | Evac. Center, Moncada, Tarlac | 490 |
| | DPEO, PSWDO Compound, Palanginan, Iba, Zambales | 1,748 |
| CALABARZON | | 31,656 |
| | Brgy. Gregoria de Jesus, San Jose, G.M.A, Cavite | 12,976 |
| | PSWDO Lucena City, Quezon | 1,680 |
| | MSWDO Burdeos, Quezon | 1,000 |
| | MSWDO Alabat, Quezon | 1,000 |
| | PDRRMO Brgy. G. De Leon, Sta. Cruz, Laguna | 15,000 |

PREPOSITIONED FFPs

AS OF 26 AUGUST 2017, 8AM

| REGION | LOCATION | NUMBER OF FFPs |
|-----------------|--|----------------|
| MIMAROPA | | 18,862 |
| | 1680 F. Benitez cor. Malvar Sts., Malate, Metro Manila | 6,923 |
| | M. Roxas Drive, Salong, Calapan City (SWADT Oriental Mindoro) | 2,508 |
| | JRB Building, San Jose, Occidental Mindoro (SWADT Occ. Mindoro) | 2,450 |
| | Brgy. Bangbangalon, Boac, Marinduque (SWADT Marinduque) | 2,237 |
| | 052 Gen. Luna St., Liwayway, Odiongan, Romblon (SWADT Romblon) | 2,384 |
| | Cor. Malvar and Sandoval St., Puerto Princesa City (SWADT Palawan) | 2,360 |

PREPOSITIONED FFPs

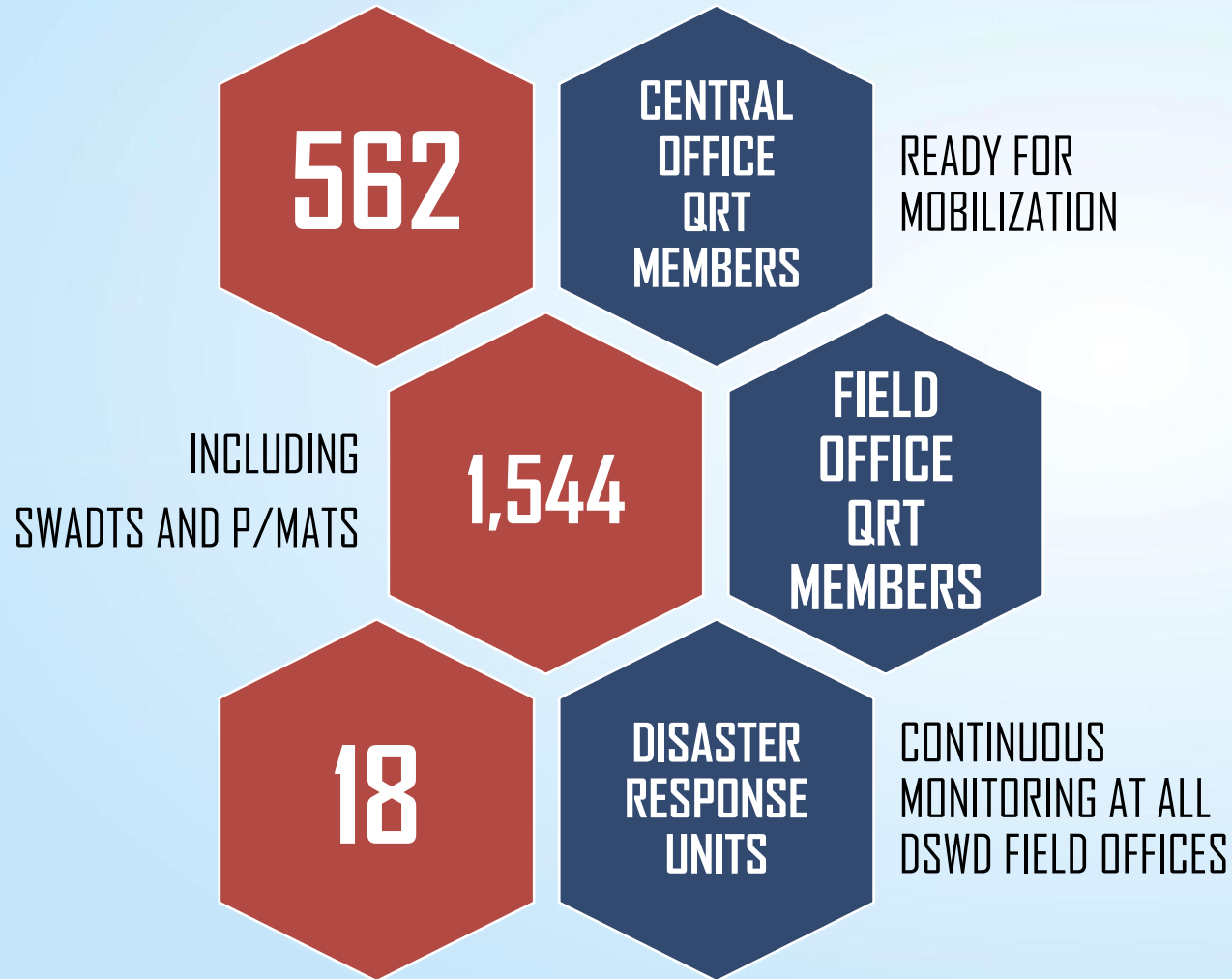
AS OF 26 AUGUST 2017, 8AM

| REGION | LOCATION | NUMBER OF FFPs |
|----------|--|----------------|
| V | | 42,739 |
| | Bicol Regional Warehouse, Brgy Bogtong, Legazpi City | 24,739 |
| | LGU San Jose, Camarines Sur | 1,000 |
| | LGU Canaman, Camarines Sur | 500 |
| | LGU Camaligan, Camarines Sur | 500 |
| | LGU Donsol, Sorsogon | 500 |
| | LGU Pilar, Sorsogon | 1,000 |
| | LGU Prieto Diaz, Sorsogon | 500 |
| | LGU Panganiban, Catanduanes | 1,000 |
| | LGU Bagamanoc, Catanduanes | 1,000 |
| | LGU Virac, Catanduanes | 1,000 |
| | LGU Tinambac, Camarines Sur | 1,000 |
| | LGU Balatan, Camarines Sur | 1,000 |
| | LGU Bombon, Camarines Sur | 500 |
| | LGU Mercedes, Camarines Norte | 1,000 |
| | LGU Vinzons, Camarines Norte | 1,000 |
| | LGU Libmanan, Camarines Sur | 1,500 |
| | LGU Siruma, Camarines Sur | 1,000 |
| | LGU Esperanza, Masbate | 1,500 |
| | LGU Juban, Sorsogon | 500 |
| | LGU Placer, Masbate | 1,500 |
| | LGU Magallanes, Sorsogon | 500 |

DSWD CENTRAL OFFICE ACTIONS TAKEN

AS OF 26 AUGUST 2017, 8AM

- DSWD-DReAMB Operations Center is on **GREEN** alert and on standby for **BLUE** Alert Status
- The Disaster Response Operations Monitoring and Information Center (DROMIC) of the DSWD-DReAMB is on 24/7 duty for monitoring of disaster events and report updates.



HUMAN RESOURCE

AS OF 26 AUGUST 2017, 8AM

DROMIC

CONTINUOUS MONITORING AT THE DREAMB OPCEN

DSWD RETT

ON STANDBY AND READY FOR MOBILIZATION

VOLUNTEERS

TRAINED ON PSP, FEP, CCCM, IWM, DRGIM
BAYANIHANG BAYAN

PANTAWID & CDD PARENT LEADERS

READY FOR MOBILIZATION AS FORCE MULTIPLIERS

RESPONSE CLUSTERS

THANK YOU!

VISIT US AT OUR VIRTUAL OPERATIONS CENTER:
[DROMIC.DSWD.GOV.PH](https://dromic.dswd.gov.ph)